

# MARTY KELLEY



Author/Illustrator

Appearance Kit 2019- 2020



This is me.



This might be me, too.  
I'm not telling.

## All About Marty:

### Name:

Marty Kelley (You really should have known that by now.)

### Contact Information:

7 East Lull Place  
New Boston, NH 03070  
(603) 487-9918  
marty@martykelley.com

[www.martykelley.com](http://www.martykelley.com)

I'm currently a children's author and illustrator but have, in the past, been a second grade teacher, a baker, a cartoonist, a newspaper art director, a drummer in a heavy metal band, a balloon delivery guy, an animator, and lots of other things. I'll probably continue writing and illustrating children's books for many years to come because there are few other jobs where being able to paint a perfect booger-bubble is an actual job requirement.

My career as an artist started when I began drawing historically accurate pictures of spaceships dropping bombs on dinosaurs. When I started going to school, I found even more artistic fulfillment in creating advanced character studies of my teacher, Mean Mrs. Keane. By the time I was a freshman in high school, I had a regular comic strip published in our local town paper. After high school, I attended The School of the Museum of Fine Arts to become an animator.

Shortly after art school, I had a career crisis and moved to Florida where I went back to school and got my degree in elementary education. I taught second grade for several years before making the difficult decision to pursue writing and illustrating full-time.

In my spare time, I visit lots and lots of schools to show students how I create my books. I'm a juried member of the NH State Council for the Arts Visiting Artist Roster.

# All About My Author Visits

My author presentation is a fun, fast-paced explanation of how I create my books.

Using an interactive digital slide show, I explain the writing process from generating ideas to the final book. I emphasize all the revising and editing I do to my work to finish it. I share many rough drafts with the students and explain why it's so important to keep working and reworking the writing. I show how the story develops and improves as I continue revising my work.

I also show how I create the artwork to go with the books. I share thumbnail sketches, reference pictures, final sketches. I explain how the writing and illustrating processes are linked for me and how words and pictures work together to build the story.

I bring actual artwork from the books as well as sharing my current works in progress. I end the presentation with a drawing demonstration using an audience volunteer as a model.

I also discuss what it's really like to be an author for a living and share “top secret” information about what authors do all day.

## **I offer four different versions of my presentations:**

- Kindergarten (30 minutes) Focuses on the creation of text and art for a book.
- Grades 1 and Up (45 minutes) Focuses on the creation of text and art for a book.
- Family (apprx. 45 minutes) A fun, all-ages presentation for libraries and family events.

## **School Visit Pricing**

In an effort to offer the best value to both small and large schools,  
I offer 2 different pricing options:

### **Single presentations - \$495**

(strictly limited to a maximum of 125 students per presentation)

### **Full Day - \$1,350**

(up to 4 presentations per day, no maximum number of students per presentation)

### **Family/Evening Presentation - \$550**

(a 45 minute presentation appropriate for all ages)

### **Block Booking Discounts are available.**

The discounts can be shared by multiple schools.

\*Travel fees apply for schools beyond 1 hour drive\*

Driving - \$0.50/mile

For schools requiring overnight stays or distant travel, please contact me for details.

# All About My Artist in Residence Programs

My residencies are a series of writing workshops for as many days as you would like to have me visit your school. The writing workshops are a chance for individual classes to work on specific skills that the teachers want to cover with their students (idea generation, editing/revising, illustrating, etc.).

I visit with one class at a time and spend an hour explaining the concept, demonstrating it, letting the students work on it, then giving them a chance to share their work. I keep the workshops fun for the students.

I only do the workshops in conjunction with a presentation. I give the presentation first so the students can find out about my work and have an idea of what will be happening when I visit their classrooms for the workshops.

## -Workshop Descriptions-

**Idea Generation:** We discuss where ideas come from, how the students generate ideas, and then use drawings as a springboard to create characters and put them in an interesting situation. Students work with partners to create a drawing and create a story. The students spend some time creating a rough draft of a story to accompany their picture, focusing on the first sentence, creating an interesting hook to grab readers' attention.

**Comic Book Pages (Plot Development):** Graphic novels are becoming an increasingly popular format of writing. In this workshop, students work with a partner to create a one-page comic story. Storytelling conventions and story structure are the primary focus of this very popular workshop.

**Illustrating:** We discuss how writing and illustrating are linked and how illustrations help tell the story. Students create thumbnail sketches to accompany a very short story. We discuss point of view, chronological sequencing, focusing visual attention.

**Editing/Revising:** This fun workshop focuses on word choice, not grammatical rules. We revise a very short story together as a group, discussing what is wrong with the story and how it could be improved. Then students work in pairs to revise a story that I supply them with. They get to share stories and see the wildly different way that people chose to revise the same story. We focus on choosing strong, specific language, use of similes and metaphors, and sentence fluency.

### Workshop Fees:

First day of residency: (Up to 4 presentations and/or workshops) - \$1,350.

Each additional day: \$750 per day - up to 4 one hour workshops per day.

# How to Have the Greatest Author Visit in the History of the ENTIRE UNIVERSE:

I've been writing books and visiting schools for almost 20 years. After visiting hundreds of schools and presenting to tens of thousands of students, I know that bringing an author into your school can be an amazing opportunity to inspire even your most reluctant writers.

I will always work my hardest to give your school the best presentation I can, but I can only do so much. Advance preparation by teachers, librarians, and administration will assure that any author visit is a fun, worthwhile experience for everybody. Preparing the students will make the visit an unforgettable experience for your students and staff.

Here are some tips that will help you get the most bang for your buck.

## Make sure that the students know an author is coming!

It sounds simple, but I have visited schools only to find that the students had no idea who I was or why I was at their school.



Make a bulletin board.



Decorate your lobby.



Make a banner in art class.

## Introduce students to the author's work!

Students will be much more excited about a visit if they have some sort of connection with the author and some knowledge about what that author does.

- Ask trivia questions during your daily announcements
- Have a school newspaper write a story about the visit
- Share books in classrooms
- Write and share reviews of the author's books



Make a display in the hall.



Make an author spotlight.



Make library shelf tags.

# Get staff and students involved. Make it fun!

Teachers and students are amazingly creative. Include art, music, and PE classes!

Here are some ingenious ideas to get you started.



Make author bucks.



Dress up as characters.



Decorate classroom doors.



Write a class play based on a book.



Make tiny desk sculptures



Tattoo your students!



Make a costume for the author.



Make class hats.



Bake a cake!


**But most importantly - Keep it fun!**

**The more you put into an author visit, the more your school will benefit.**


**Please feel free to contact me with any questions. Thank you!**

**[marty@martykelley.com](mailto:marty@martykelley.com)**

# A SELECTION OF MY BOOKS!




Zino Press  
1998




Zino Press  
2000



Zino Press  
2001




Zino Press  
2004




Zino Press  
2007




Zino Press  
2009



Holiday House Publishers  
2012




Self Published  
2014




Islandport Press  
2016



Molly Mac Series  
Capstone Press  
2017




Illustrations Only  
Sleeping Bear Press  
2016



Sterling Press  
2017








# AUTHOR & ILLUSTRATOR MARTY KELLEY



## IS COMING TO OUR SCHOOL!



[www.martykelley.com](http://www.martykelley.com)